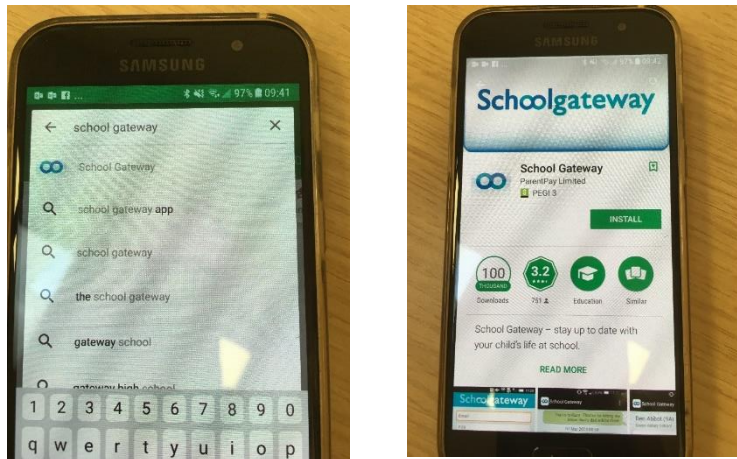
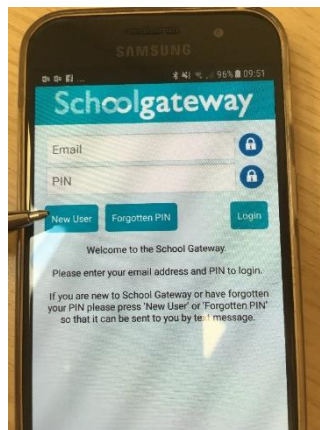


School Gateway App Instructions

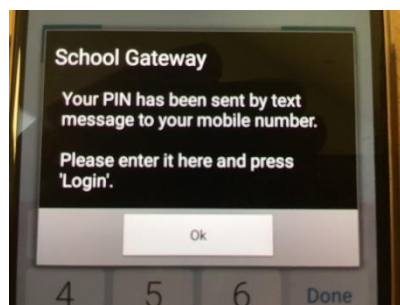
1. Search for “School Gateway” in the Apple App Store/Google Play or on your phone go to www.schoolgateway.com/apple (Apple) or www.schoolgateway.com/android (Android)



2. Install the app and if you are asked, then say yes to “Allow Push Notifications”. This allows you to see the messages that we send to you.
3. When you launch “School Gateway” for the first time, please select ‘New User’ and enter the primary email address and mobile telephone number you have registered with the school.



4. The system will send a PIN code to your phone; please enter this PIN code along with your email address on the log in page and the app will be activated for you.



5. As soon as you’ve got the system set-up you will be able to book WAC and Holiday Play Scheme as per the school letter attached. . As and when we set the other payment items we will advise you. You will immediately be able to see your child’s attendance percentage.